



The Bubbler™

Crathco® Classic Cold Beverage Dispensers




Crathco®
BY GRINDMASTER®


The Better

Sanitary. Strong.


Powerful Visual Appeal



Powerfully effective visual display sells more of your product...



Spray Circulation
Merchandises your fruit drinks and other beverages



Agitate Circulation
Creates appealing movement of beverages in bowl without causing foam (tea, dairy). Also great for thick products.



Smooth Cleaning

Stainless steel surfaces easily wipe clean. No coils, no domes...



Simply Sanitary

MCX Mag Drive™ Impeller



One-piece, more sanitary, advanced magnetic composite material

Built Simple the choice is yours:

Two-piece, stainless steel, sanitary dispense system. Cools to the dispense point



cup-activated

non-cup contact



Over 80,000
Crathco
Bubblers
operating
worldwide.




er BUBBLER™

ng. Profitable.

Curves in All the Right Places

UV protected, ultra-strong, Lexan bowls with rounded, easy-clean corners

Insulated bowl covers for cooling efficiency and condensation control



When it comes to parts and pieces...fewer is better!

Simplicity of design (fewer parts!) makes cleaning fast and easy



Built Stronger - Built to Last

All stainless steel construction for heavy duty commercial use

How cool is that? ...the coolest!

Unique evaporator proven to cool faster & more efficiently



Choice of stainless steel (-3) or plastic (-4) side panels and drip tray.



iced tea

Your low cost option to postmix juice machines



juice



fruit drinks



hot or cold
chai tea

Dispensing over 3 million drinks per day.

Options

Security Kits



Locks for bowl lid and dispense valve for after hours security

Shipboard Kits



For installation aboard marine vessels (Navy, ferries, cruise ships)

Autofill



Automatically refills bowl as needed from liquid BIB concentrates

Condensation Control

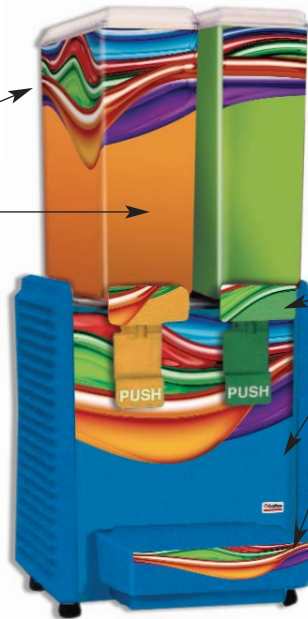


Direct and conceal condensation in high humidity or outdoor locations

Vivid, High Impact Merchandising Add **COLOR** to your Crathco Bubblers!

Add decals and graphics for high impact merchandising

- * Add your logo here
- * Custom decals from your art



Colorize your rear and front panels, side panels, drip trays, and handles.

- * Choose **Blue** or **Green**
- * Custom colors available



Visual - proven to sell more than postmix.





JUICE DRINKS

ICED COFFEE

TAMARINDO

CHAI

ICED CAPPUCCINO

COCKTAILS

ICED TEA




LEMONADE



HORCHATA

**SATISFIED
CUSTOMERS =
GREATER
PROFITS!!**



Specification Sheets Available by Model on our Full Line of Visual Dispensers:

Standard Units Choice of stainless steel (-3) or plastic (-4) sides and drip pans.			
	D15	D25	D35
Bowls	(1) 5 gal. (18L) bowl	(2) 5 gal. (18L) bowls	(3) 5 gal. (18L) bowls
Electrical	D15: 115V / 60Hz / 3A D155: 230V / 50Hz / 2A D156: 230V / 60Hz / 2A	D25: 115V / 60Hz / 5.5A D255: 230V / 50Hz / 2.7A D256: 230V / 60Hz / 2.7A	D35: 115V / 60Hz / 8.5A D355: 230V / 50Hz / 4A D356: 230V / 60Hz / 4A
Refrigeration	1/6 hp	1/6 hp	1/6 hp
Machine Dimensions (H x W x D)	27-1/2" x 10" x 15" 69 cm x 25 cm x 38 cm	27-1/2" x 17-1/2" x 15" 69 cm x 44 cm x 38 cm	27-1/2" x 25-3/4" x 15" 69 cm x 65 cm x 38 cm
Ship Dimensions (H x W x D) 2 boxes	Base: 15-1/2" x 13-1/2" x 13-1/2" (39 cm x 34 cm x 34 cm) Bowl: 8-1/2" x 14" x 15-1/2" (22 cm x 36 cm x 39 cm)	Base: 16-1/4" x 20-3/4" x 13-1/2" (41 cm x 53 cm x 34 cm) Bowl: 22-1/2" x 15-1/2" x 8-1/2" (57 cm x 39 cm x 22 cm)	Base: 16" x 29-1/2" x 13-1/2" (41 cm x 75 cm x 33 cm) Bowl: 28-1/2" x 15-1/2" x 8-1/2" (73 cm x 39 cm x 21 cm)
Ship Weight (2 boxes)	48 lbs (base: 38, bowls: 10) 21.7 kg (base: 17.2, bowls: 4.5)	77 lbs (base: 60, bowls: 17) 34.9 kg (base: 27, bowls: 8)	95 lbs (base: 71, bowls: 24) 43 kg (base: 32.2, bowls: 10.8)
Cup Height	8-1/4" (20 cm)	8-1/4" (20 cm)	8-1/4" (20 cm)
Listings	UL, CUL, CE, NSF 20 (dairy)	UL, CUL, CE, NSF	UL, CUL, CE, NSF

Mini Units Choice of stainless steel (-3) or plastic (-4) sides and drip pans.		
	E27/E29	E47/E49
Bowls	(2) 2.4 gal. (9L) per bowls	(4) 2.4 gal. (9L) per bowls
Electrical	E27/E29: 115V / 60Hz / 3.3A E275/E295: 230V / 50Hz / 1.7A E276/E296: 230V / 60Hz / 1.7A	E47/E49: 115V / 60Hz / 5.5A E475/E495: 230V / 50Hz / 2.7A E476/E496: 230V / 60Hz / 2.7A
Refrigeration	1/6 hp	1/5 hp
Machine Dimensions (H x W x D)	25-1/2" x 11-1/4" x 15" 65 cm x 29 cm x 38 cm	25-1/2" x 20-1/2" x 15" 65 cm x 52 cm x 38 cm
Ship Dimensions (H x W x D) 2 boxes	Base: 22-1/4" x 16-1/4" x 15-1/4" (57 cm x 41 cm x 39 cm) Bowl: 26-1/8" x 19-5/8" x 9-1/2" (66 cm x 50 cm x 24 cm)	Base: 22-1/4" x 25-1/4" x 15-1/4" (57 cm x 64 cm x 39 cm) Bowl: 26-1/8" x 25-1/4" x 15-1/4" (66 cm x 64 cm x 39 cm)
Ship Weight (2 boxes)	56 lbs (base: 45, bowls: 11) 25.4 kg (base: 20.4, bowls: 5)	91 lbs (base: 67, bowls: 21) 41.2 kg (base: 30.4, bowls: 10.8)
Cup Height	8" (20 cm)	8" (20 cm)
Listings	UL, CUL, CE, NSF	UL, CUL, CE, NSF

Specifications are subject to improvement or change without notice.

