

Project	Quantity	Item #
Model Specified:		CSI Section 11400

## Compact Sandwich Prep Tables/ Self-Contained



**Model UST4818**  
(shown with optional casters)

### 27", 48" & 60" Wide Models



Stainless Exterior,  
Anodized  
Aluminum Interior

27" Wide 6 Pan Model	UST276
27" Wide 9 Pan Model	UST279
48" Wide 8 Pan Model	UST488
48" Wide 12 Pan Model	UST4812
48" Wide 18 Pan Model	UST4818
60" Wide 12 Pan Model	UST6012
60" Wide 24 Pan Model	UST6024

Traulsen's durable, high performance, sandwich prep tables provide a high quality/high value alternative to the all too common commodity types in today's market.

Any comparison between prep tables should start with performance, and Traulsen really does the job. Not only do they all meet the NSF 7 Standard, but do so under real world conditions, even when using 6" deep pans! A Traulsen exclusive. Sure some other brand prep tables can fit 6" deep pans, but ask if they still meet the standard when doing so. This important feature provides you with 50% more safe product storage space.

Built with stainless steel exteriors and anodized aluminum interiors, their heavy duty cabinet construction promises years of useful service. Truly front breathing, their design allows for "zero-clearance" installation. As a result they can be placed right up against the backwall and alongside other kitchen equipment, saving valuable floor space.

## Standard Product Features

- High Quality Stainless Steel Exterior Top, Sides & Door(s)
- Durable, Corrosion Resistant Anodized Aluminum Interior
- Provides NSF Standard 7 Performance, Even When Using 6" Deep Pans - A Traulsen Exclusive
- Front Breathing Self-Contained Refrigeration System
- Standard Work Height 35-1/2" (see "optional accessory kits for lower height casters to meet ADA requirements or provide lower work heights).
- Environmentally Friendly R-134a Refrigerant
- Top Cut-Outs Accommodate Sixth Size Pans (divider bars and 4" deep plastic sixth size pans provided)
- Reinforced Pan Ledge (holds pans securely level, year after year)
- Stainless Steel Insulated Pan Lid with Two Open Positions
- Reversible, Full Length White Nylon Cutting Board
- Self-Closing Stainless Steel Doors With Convenient Stay Open Feature @ 105 Degrees
- Metal Door Handles
- Anodized Aluminum Interior Door Liners
- Interior Mounted Thermometer
- Two (2) Powder Coated Steel Shelves Per Door, Mounted On Adjustable Pilasters
- Automatic Non-Electric Condensate Evaporator
- Magnetic Snap-In Door Gaskets
- 8' Cord & Plug Attached
- Set of Four (4) 6" High Adjustable Legs
- One Year Parts And Labor Warranty
- Five Year Compressor Warranty

## Optional Accessory Kits\*

- **CASTER 5SET4** (four 6" high casters for 27" & 48" models)
- **CASTER 5SET6** (six 6" high casters for 60" models)
- **CASTER SET4IN** (four 4" high casters for 27" & 48" models)
- **CASTER 60SET3** (six 4" high casters for 60" models)
- **CASTER SET3IN** (four 3-1/2" high casters for 27" & 48" models)
- **CASTER SET4** (six 3-1/2" high casters for 60" models)
- **CASTER SET2IN** (four 2-1/2" high casters for 27" models)
- **SHELF CPW1** (additional shelf for all 27" models)
- **SHELF48 UPPER** (upper shelf for all 48" models)
- **SHELF48 LOWER** (lower shelf for all 48" models)
- **SHELF60 UPPER** (upper shelf for all 60" models)
- **SHELF60 LOWER** (lower shelf for all 60" models)

\*All optional accessory kits are shipped separately for field installation.

## Factory Installed Options

- Stainless Steel Finished Back
- Other Door Hingsings

## Other Options

- Two Year Service/Labor Warranty Available



Listed by Underwriters Laboratories Inc., to U.S. and Canadian safety standards and and NSF International in accordance with ANSI/NSF7.

Approval: \_\_\_\_\_



**TRAULSEN**  
4401 BLUE MOUND RD.  
PHONE 1 (800) 825-8220  
Website: [www.traulsen.com](http://www.traulsen.com)

FT. WORTH, TX 76106  
FAX-MKTG. 1 (817) 624-4302

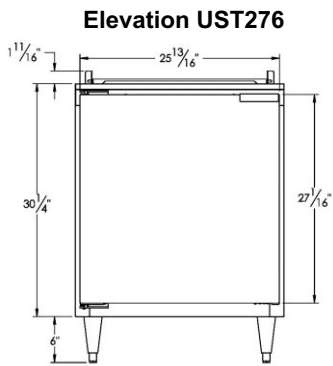
Project

Quantity

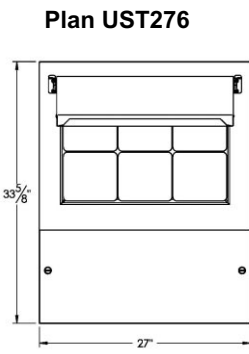
Item #

Model Specified:

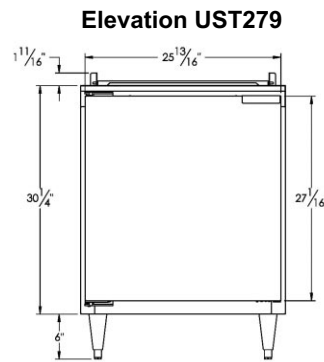
CSI Section 11400



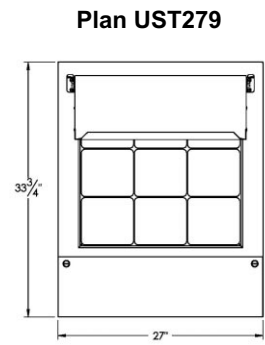
Elevation UST276



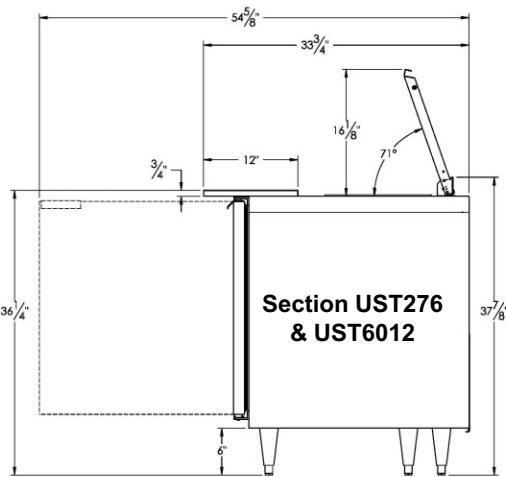
Plan UST276



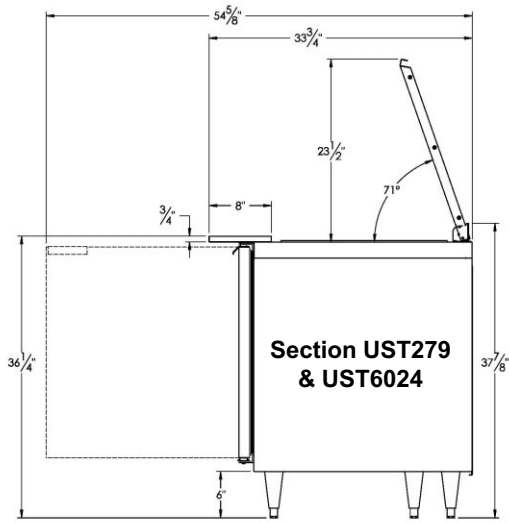
Elevation UST279



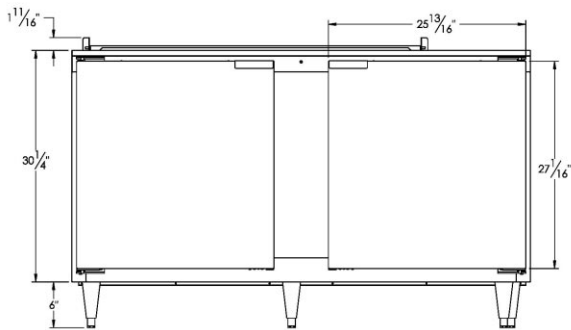
Plan UST279



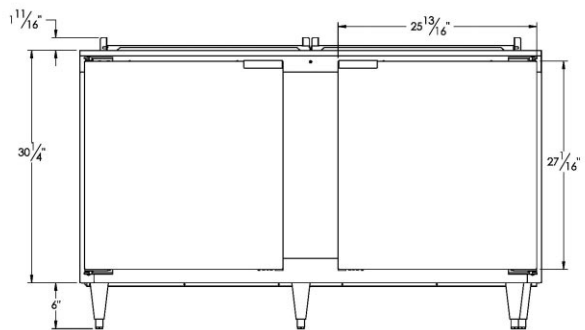
Section UST276 & UST6012



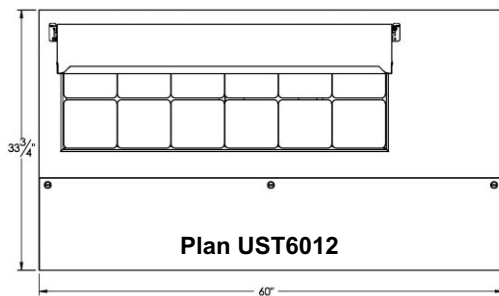
Section UST279 & UST6024



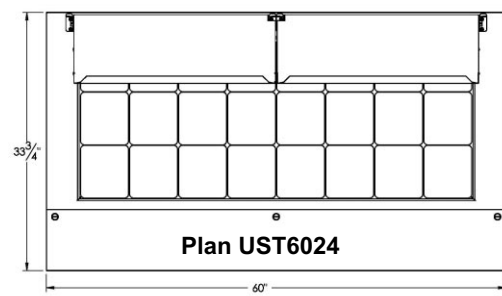
Elevation UST6012



Elevation 6024



Plan UST6012



Plan UST6024

TRAUlsen  
4401 BLUE MOUND RD.  
PHONE 1 (800) 825-8220  
Website: www.traulsen.com

FT. WORTH, TX 76106  
FAX-MKTG. 1 (817) 624-4302



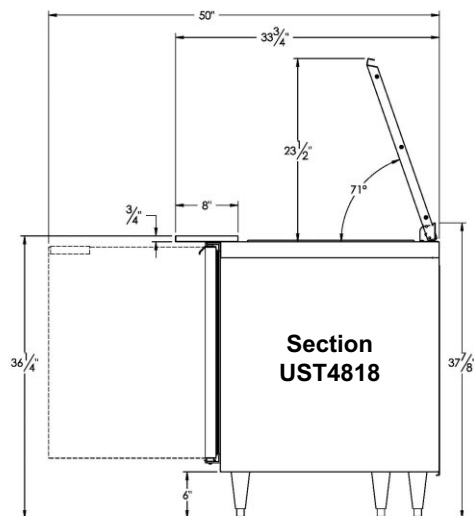
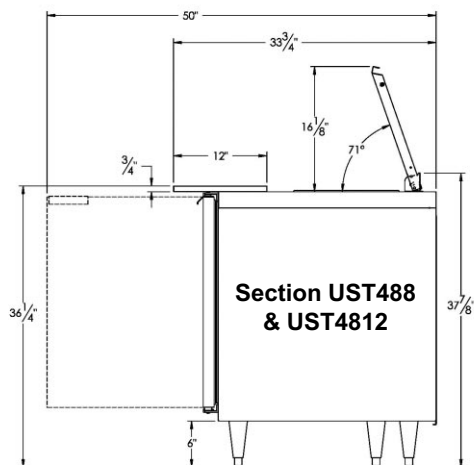
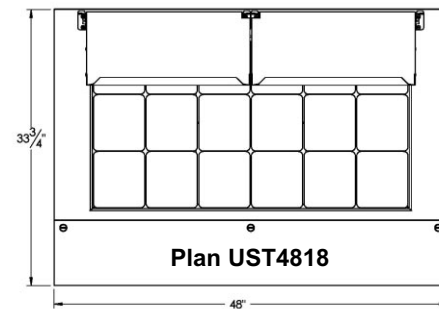
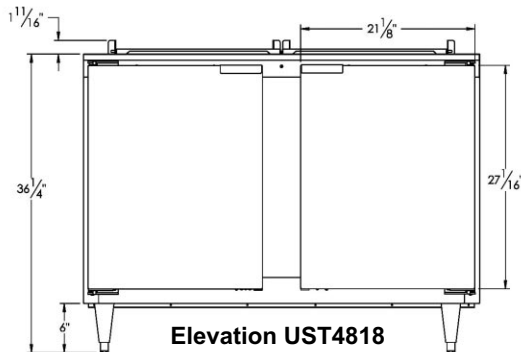
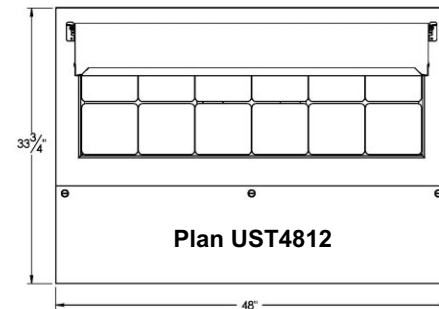
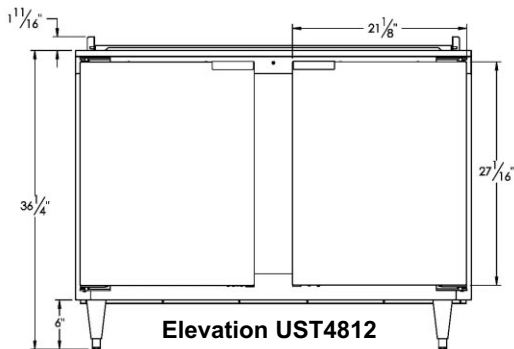
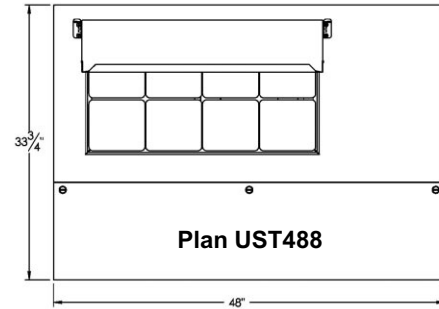
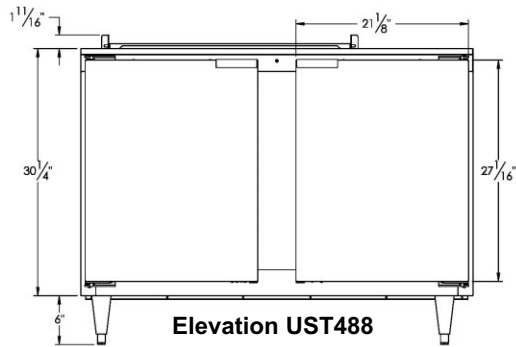
Project

Quantity

Item #

Model Specified:

CSI Section 11400



TRAULSEN  
4401 BLUE MOUND RD.  
PHONE 1 (800) 825-8220  
Website: [www.traulsen.com](http://www.traulsen.com)

FT. WORTH, TX 76106  
FAX-MKTG. 1 (817) 624-4302

Project

Quantity

Item #

Model Specified:

CSI Section 11400

## Specifications

### Construction, Hardware and Insulation

Cabinet exterior front, one piece sides, pan lid, and doors are constructed of 22 gauge stainless steel. Cabinet interior and door liners are constructed of anodized aluminum. The exterior cabinet back and bottom are constructed of galvanized steel.

Doors self close at less than 90 degrees and also includes a stay open feature at 105 degrees. Easily removable for cleaning, vinyl magnetic door gasket assures tight door seal.

Both the cabinet and doors are insulated with an average of 2" thick high density, non-CFC, foamed in place polyurethane.

A 3/4" thick, full-length, reversible white nylon cutting board is supplied standard.

### Pans & Cover

Each model is supplied standard with its full compliment of 4" deep plastic 1/6 size pans and stainless steel pan dividers. The insulated lift-up pan cover is constructed of stainless steel, and is easily removable for cleaning.

### Refrigeration System

A balanced, rear mounted, front breathing, self-contained refrigeration system using R-134a refrigerant is provided. It features a capillary tube metering device, air-cooled hermetic compressor, a forced air evaporator coil and a non-electric condensate evaporator. An 8' cord and plug is provided. Standard operating temperature of the refrigerated base is 34 to 38°F.

### Interior

Standard interior arrangements include two (2) powder coated wire shelves per door, mounted on pilasters. These are adjustable in 1/2" increments, allowing for a minimum of 1-1/2" spacing between shelves.

### Warranties

Both a one year parts and labor warranty and a five year compressor warranty (self-contained models only) are provided standard. An optional 2<sup>nd</sup> year extended parts and labor warranty is also available.

DIMENSIONAL DATA	UST276	UST279	UST488	UST4812	UST4818	UST6012	UST6024
Net capacity cu. ft.	7.1	7.1	13.1	13.1	13.1	16.7	16.7
Length - overall in.	27	27	48	48	48	60	60
Depth - overall in. <sup>1</sup>	33 <sup>3</sup> / <sub>4</sub>	33 <sup>3</sup> / <sub>4</sub>	33 <sup>3</sup> / <sub>4</sub>	33 <sup>3</sup> / <sub>4</sub>	33 <sup>3</sup> / <sub>4</sub>	33 <sup>3</sup> / <sub>4</sub>	33 <sup>3</sup> / <sub>4</sub>
Depth - with door open 90°	54 <sup>5</sup> / <sub>8</sub>	54 <sup>5</sup> / <sub>8</sub>	50	50	50	54 <sup>5</sup> / <sub>8</sub>	54 <sup>5</sup> / <sub>8</sub>
Clear door height in.	24 <sup>1</sup> / <sub>8</sub>	24 <sup>1</sup> / <sub>8</sub>	24 <sup>1</sup> / <sub>8</sub>	24 <sup>1</sup> / <sub>8</sub>	24 <sup>1</sup> / <sub>8</sub>	24 <sup>1</sup> / <sub>8</sub>	24 <sup>1</sup> / <sub>8</sub>
Clear door width in.	22 <sup>3</sup> / <sub>4</sub>	22 <sup>3</sup> / <sub>4</sub>	18 <sup>1</sup> / <sub>4</sub>	18 <sup>1</sup> / <sub>4</sub>	18 <sup>1</sup> / <sub>4</sub>	22 <sup>3</sup> / <sub>4</sub>	22 <sup>3</sup> / <sub>4</sub>
Height Overall (lid closed) <sup>2</sup>	37 <sup>7</sup> / <sub>8</sub>	37 <sup>7</sup> / <sub>8</sub>	37 <sup>7</sup> / <sub>8</sub>	37 <sup>7</sup> / <sub>8</sub>	37 <sup>7</sup> / <sub>8</sub>	37 <sup>7</sup> / <sub>8</sub>	37 <sup>7</sup> / <sub>8</sub>
Height Overall (lid open) <sup>2</sup>	51 <sup>5</sup> / <sub>8</sub>	59	51 <sup>5</sup> / <sub>8</sub>	51 <sup>5</sup> / <sub>8</sub>	59	51 <sup>5</sup> / <sub>8</sub>	59
Height to Work Surface <sup>2</sup>	35 <sup>1</sup> / <sub>2</sub>	35 <sup>1</sup> / <sub>2</sub>	35 <sup>1</sup> / <sub>2</sub>	35 <sup>1</sup> / <sub>2</sub>	35 <sup>1</sup> / <sub>2</sub>	35 <sup>1</sup> / <sub>2</sub>	35 <sup>1</sup> / <sub>2</sub>
Height to Cutting Board <sup>2</sup>	36 <sup>1</sup> / <sub>4</sub>	36 <sup>1</sup> / <sub>4</sub>	36 <sup>1</sup> / <sub>4</sub>	36 <sup>1</sup> / <sub>4</sub>	36 <sup>1</sup> / <sub>4</sub>	36 <sup>1</sup> / <sub>4</sub>	36 <sup>1</sup> / <sub>4</sub>
Number of shelves - total	2	2	4	4	4	4	4
Shelf area sq. ft.	4.88	4.88	10.3	10.3	10.3	13.2	13.2
Cutting Board Depth	12	8	12	12	8	12	8
Pan Capacity - 1/6 Size	6	9	8	12	18	12	24
<b>ELECTRICAL DATA</b>							
Voltage	115/60/1	115/60/1	115/60/1	115/60/1	115/60/1	115/60/1	115/60/1
Full Load Amperes	4.5	4.5	6.3	6.3	6.3	6.3	6.3
<b>REFRIGERATION DATA</b>							
Refrigerant	R-134a	R-134a	R-134a	R-134a	R-134a	R-134a	R-134a
BTU/HR - H.P. <sup>3</sup>	1020 (1/8 HP)	1020 (1/8 HP)	1600 (1/4 HP)	1600 (1/4 HP)	1600 (1/4 HP)	1600 (1/4 HP)	1600 (1/4 HP)
<b>SHIPPING DATA</b>							
Length - Crated in.	44	44	63 <sup>1</sup> / <sub>2</sub>	63 <sup>1</sup> / <sub>2</sub>	63 <sup>1</sup> / <sub>2</sub>	75 <sup>1</sup> / <sub>2</sub>	75 <sup>1</sup> / <sub>2</sub>
Depth - Crated in.	44 <sup>1</sup> / <sub>4</sub>	44 <sup>1</sup> / <sub>4</sub>	44 <sup>1</sup> / <sub>4</sub>	44 <sup>1</sup> / <sub>4</sub>	44 <sup>1</sup> / <sub>4</sub>	44 <sup>1</sup> / <sub>4</sub>	44 <sup>1</sup> / <sub>4</sub>
Height - Crated in.	46 <sup>3</sup> / <sub>4</sub>	46 <sup>3</sup> / <sub>4</sub>	46 <sup>3</sup> / <sub>4</sub>	46 <sup>3</sup> / <sub>4</sub>	46 <sup>3</sup> / <sub>4</sub>	46 <sup>3</sup> / <sub>4</sub>	46 <sup>3</sup> / <sub>4</sub>
Volume - Crated cu. ft.	53	53	76	76	76	90	90
Net Wt. lbs.	270	270	285	285	285	375	375
Gross Wt. lbs.	280	280	300	300	300	400	400

### NOTES

- 1= Overall depth figure includes standard cutting board.
- 2= Height shown when mounted on 6" high legs or casters.
- 3= Based on a 90 degree F ambient and 20 degree F evaporator.



Equipped With One NEMA 5-15 P Plug

**NOTE: When ordering please specify: Voltage, Hinging, Optional Accessories and any additional warranties.**

Continued product development may necessitate specification changes without notice.

Part No. TR35821 (revised 11/09)

**TRAULSEN**  
 4401 BLUE MOUND RD.  
 PHONE 1 (800) 825-8220  
 Website: www.traulsen.com

FT. WORTH, TX 76106  
 FAX-MKTG. 1 (817) 624-4302

**Traulsen**