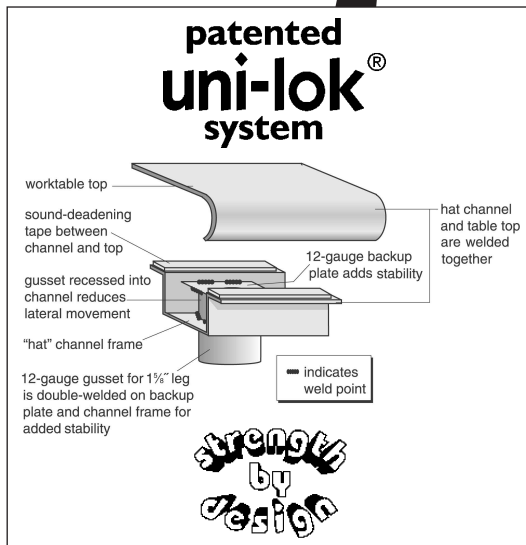


Foodservice Equipment • Material Handling, Healthcare & Cleanroom Equipment • Retail Display

Griddle/Equipment Stands



unit with galvanized legs and undershelf – shown with optional hardwood cutting board



Item #: _____
 Model #: _____
 Project #: _____
 SIS #: _____

| Optional Accessories | Model # | Qty. |
|-----------------------------|---------|------|
| Hardwood cutting board | | |
| Stainless steel plate shelf | | |
| Casters | | |
| Stainless steel bullet feet | | |
| | | |
| | | |
| | | |



- Highly-polished stainless steel top.
- 1 1/4" (32mm) upturn on ends and back.
- 24" or 30" (610 or 762mm) widths.
- Available in six lengths.
- Choice of stainless steel or galvanized legs and undershelf.
- SGS models utilize 16 gauge type 304 stainless steel legs.

Note: Units are designed for light and medium duty cooking equipment only. Heavy equipment usage should be reviewed with factory.

Spec sheets available for viewing, printing or downloading from our online literature library at www.eaglegrp.com

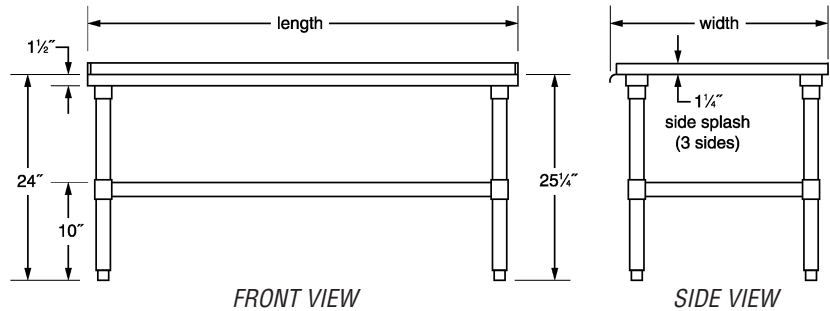
For custom configuration or fabrication needs, contact our **SpecFAB Division**.
 Phone: (302) 653-3000. FAX: (302) 653-3091.
 E-mail: specfab@eaglegrp.com

Griddle/Equipment Stands

Design & Construction Features

- Highly-polished 16 gauge type 304 stainless steel top with 1½" (32mm) upturn on back and both ends.
- Choice of 24" or 30" (610 or 762mm) widths and six different lengths – tables 72" (1829mm) and longer have six legs.
- Stainless steel or galvanized 1½" (41mm)-diameter legs.
- Stainless steel or galvanized undershelf.

Note: Units are designed for light and medium duty cooking equipment only. Heavy equipment usage should be reviewed with factory.

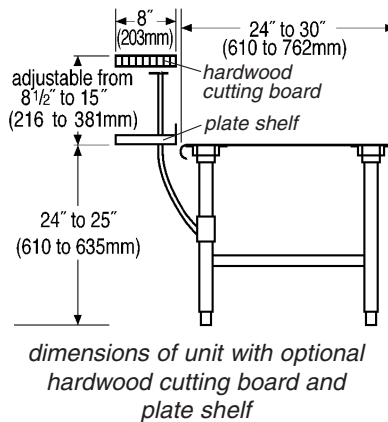


| table top width x length | | # of legs | weight | | weight cap. with bullet feet | | weight cap. with optional casters | | galvanized legs and undershelf model # | stainless steel legs and undershelf model # |
|--------------------------|------------|-----------|--------|------|------------------------------|-------|-----------------------------------|-------|--|---|
| in. | mm | | lbs. | kg | lbs. | kg | lbs. | kg | | |
| 24" x 24" | 619 x 619 | 4 | 48 | 21.8 | 320 | 145.1 | 180 | 81.6 | T2424GS | T2424SGS |
| 24" x 36" | 619 x 924 | 4 | 54 | 24.5 | 480 | 217.7 | 270 | 122.5 | T2436GS | T2436SGS |
| 24" x 48" | 619 x 1229 | 4 | 62 | 28.1 | 640 | 290.3 | 360 | 163.3 | T2448GS | T2448SGS |
| 24" x 60" | 619 x 1534 | 4 | 74 | 33.6 | 800 | 362.9 | 450 | 204.1 | T2460GS | T2460SGS |
| 24" x 72" | 619 x 1838 | 6 | 86 | 39.0 | 960 | 435.5 | 540 | 244.9 | T2472GS | T2472SGS |
| 24" x 84" | 619 x 2143 | 6 | 99 | 44.9 | 1120 | 508.0 | 630 | 285.8 | T2484GS | T2484SGS |
| 24" x 96" | 619 x 2448 | 6 | 120 | 54.4 | 1280 | 580.6 | 720 | 326.6 | T2496GS | T2496SGS |
| 30" x 24" | 772 x 619 | 4 | 48 | 21.8 | 400 | 181.4 | 225 | 102.1 | T3024GS | T3024SGS |
| 30" x 36" | 772 x 924 | 4 | 55 | 24.9 | 600 | 272.2 | 338 | 153.3 | T3036GS | T3036SGS |
| 30" x 48" | 772 x 1229 | 4 | 71 | 32.2 | 800 | 362.9 | 450 | 204.1 | T3048GS | T3048SGS |
| 30" x 60" | 772 x 1534 | 4 | 83 | 37.6 | 1000 | 453.6 | 563 | 255.4 | T3060GS | T3060SGS |
| 30" x 72" | 772 x 1838 | 6 | 96 | 43.6 | 1200 | 544.3 | 675 | 306.2 | T3072GS | T3072SGS |
| 30" x 84" | 772 x 2143 | 6 | 112 | 50.8 | 1400 | 635.0 | 788 | 357.4 | T3084GS | T3084SGS |
| 30" x 96" | 772 x 2448 | 6 | 125 | 56.7 | 1600 | 725.8 | 900 | 408.2 | T3096GS | T3096SGS |

Optional Hardwood Cutting Board

- 1½" (32mm) thick, laminated, full length of stand, 8" (203mm)-wide.
- Complete with 1" (25mm) OD stainless steel tubular supports integrally welded to adjustable stainless steel sleeve assembly.
- Board adjustment range is 8½" (216mm) at lowest point to maximum of 15½" (394mm).

| width x length in. | width x length mm | weight lbs. | weight kg | model # |
|--------------------|-------------------|-------------|-----------|---------|
| 8" x 24" | 203 x 610 | 12 | 5.4 | 313970 |
| 8" x 36" | 203 x 914 | 16 | 7.3 | 307105 |
| 8" x 48" | 203 x 1219 | 21 | 9.5 | 307106 |
| 8" x 60" | 203 x 1524 | 26 | 11.8 | 307107 |
| 8" x 72" | 203 x 1829 | 31 | 14.1 | 307108 |
| 8" x 84" | 203 x 2134 | 39 | 17.6 | 307109 |
| 8" x 96" | 203 x 2438 | 46 | 20.9 | 307110 |



Optional Plate Shelf

- Full length of stand, 8" (203mm)-wide.
- Made of 18 gauge stainless steel.
- Adjustable height.
- Must be ordered in conjunction with hardwood cutting board.

| width x length in. | width x length mm | weight lbs. | weight kg | model # |
|--------------------|-------------------|-------------|-----------|---------|
| 8" x 24" | 203 x 610 | 5 | 2.3 | APS2 |
| 8" x 36" | 203 x 914 | 6 | 2.7 | APS3 |
| 8" x 48" | 203 x 1219 | 7 | 3.2 | APS4 |
| 8" x 60" | 203 x 1524 | 11 | 5.0 | APS5 |
| 8" x 72" | 203 x 1829 | 13 | 5.8 | APS6 |
| 8" x 84" | 203 x 2134 | 16 | 7.3 | APS7 |
| 8" x 96" | 203 x 2438 | 20 | 9.0 | APS8 |

Optional Zinc Casters

5" (127mm)-diameter. 200 lb. (90.7 kg) weight capacity per caster. Heavy duty. Resilient tread.

| description | model # |
|--|---------|
| set of four (two swivel, two w/brake) | CAH4-SB |
| set of six (three swivel, three w/brake) | CAH6-SB |

