



Outperform every day.™

Project:

Item Number:

Quantity:

CAYENNE® HARD WIRED HEAT STRIPS



DESCRIPTION

The Cayenne® Heat Strip is intended to be used as a heat source to help maintain food at safe temperatures until served. Choose between medium or high wattage heat strips to keep food at ideal serving temperatures. See "Distances Between Heat Strip and Surface Below" on page 3 for information about selecting medium or high wattage.

FEATURES

- Structurally engineered aluminum heater housing offers maximum strength with minimal weight
- Recessed dovetail channel allows for installation of decorative trim
- Optional Kool-Touch® thermoplastic trim drastically reduces fascia temperature for safer operation

- Anodized bright aluminum heat reflector generates maximum performance for wider heat dispersion and offers larger temperature zone above 140°F (60° C) for safe food holding
- Reflector/heater assembly is field adjustable allowing operator to direct heat pattern for optimum overhead heat
- Sheathed element for dependability and longer life
- Unique element design offers greater heat dispersion for more effective warming
- Two screws allow quick service access to element
- Stainless steel mounting brackets with preset mounting holes provide proper spacing for safe installation or easy replacement
- Fixed or remote switch installation allows installation flexibility for your operation. Available with infinite or toggle switch
- Lighted units are supplied with the recommended Teflon® coated, shatterproof bulbs. For replacement bulbs, order item 23236.

Note: All heat strips are custom ordered and therefore cannot be cancelled or returned.

WARRANTY: All models shown come with Vollrath's standard warranty against defects in materials and workmanship, one year parts and labor warranty, and additional one year warranty on heating element (parts only). For full warranty details, please refer to www.Vollrath.com.

Due to continued product improvement, please consult www.vollrath.com for current product specifications.

Step 1 Find Base Unit		
Length	Base Item No.	
	Medium	High
18"	72702	72703
24"	72705	72706
30"	72708	72709
36"	72711	72712
42"	72714	72715
48"	72717	72718
54"	72720	72721
60"	72723	72724
66"	72726	72727
72"	72729	72730
84"	72732	72733

Step 2 Add Suffix for Voltage, Single or Dual, and Without or With Lights				
Description		Suffix		
		120V	208V	240V
Without Lights	Single	01	02	03
	Double	21	22	23
With Lights	Single	11	12	13
	Double	31	32	33

Step 3* Select Control		
Control Suffix and Description	Control Box Mounting Options	Leads
Onboard Toggle** 9 – Front Mounted Wiring Box	 Hard-Wired Onboard Toggle	6" (15.2 cm) pigtail
OEM (No Control) 5 – End Mounted Wiring Box 51 – Front Mounted Wiring Box	 End-Mounted Wiring Box (adds 2" to overall length)	6" (15.2 cm) lead wire
Remote Toggle 6 – End Mounted Wiring Box 61 – Front Mounted Wiring Box	 Front-Mounted Wiring Box	
Remote Infinite Switch 7 – End Mounted Wiring Box 71 – Front Mounted Wiring Box	10A or lower 10.1A - 20A (1 relay switch incl.) 20.1A - 40A (2 relay switches incl.)	

Stock Items:
 72705019 – 24" 120V Medium Wattage Single with Onboard Toggle
 72711019 – 36" 120V Medium Wattage Single with Onboard Toggle
 72717019 – 48" 120V Medium Wattage Single with Onboard Toggle

Note: 66" to 84" length heat strips are not available in 120V

*Controls cannot be retrofitted.
 ** Not available on high-wattage heat strips.

Agency Certifications



Approvals	Date



Outperform every day.™
www.vollrath.com

The Vollrath Company, L.L.C.
 1236 North 18th Street
 Sheboygan, WI 53081-3201 U.S.A.
 Customer Service: 800.628.0830
 Canada Customer Service: 800.695.8560
 Main Fax: 800.752.5620 or 920.459.6573

Technical Services: 800.628.0832
 Technical Services Fax: 920.459.5462

CAYENNE® HEAT STRIPS: HARD WIRED

ELECTRICAL RATINGS

Length	Wattage	Base Item No.	Heater Wattage		Amp Draw								
					120V*		208V			240V			
			Single	Dual	Single	Dual	Lights Only 120V	Single	Dual	Lights Only 120V/208V	Single	Dual	Lights Only 120V/240V
18" (45.7)	Medium	72702	415	830	3.5	6.9	0.7	2.0	4.0	0.7	1.7	3.5	0.7
	High	72703	540	1080	4.5	9.0		2.6	5.2		2.3	4.5	
24" (60.9)	Medium	72705	550	1100	4.6	9.2		2.6	5.3		2.3	4.6	
	High	72706	720	1440	6.0	12.0		3.5	6.9		3.0	6.0	
30" (76.2)	Medium	72708	690	1380	5.8	11.5		3.3	6.6		2.9	5.8	
	High	72709	900	1800	7.5	15.0		4.3	8.7		3.8	7.5	
36" (91.4)	Medium	72711	825	1650	6.9	13.8		4.0	7.9	3.4	6.9		
	High	72712	1080	2160	9.0	18.0		5.2	10.4	4.5	9.0		
42" (106.6)	Medium	72714	965	1930	8.0	16.1		4.6	9.3	4.0	8.0		
	High	72715	1260	2520	10.5	21.0		6.1	12.1	5.3	10.5		
48" (121.9)	Medium	72717	1100	2200	9.2	18.3		5.3	10.6	4.6	9.2		
	High	72718	1435	2870	12.0	23.9		6.9	13.8	6.0	12.0		
54" (137.1)	Medium	72720	1240	2480	10.3	20.7	6.0	11.9	5.2	10.3			
	High	72721	1615	3230	13.5	26.9	7.8	15.5	6.7	13.5			
60" (152.4)	Medium	72723	1380	2760	11.5	23.0	6.6	13.3	5.8	11.5			
	High	72724	1800	3600	15.0	30.0	8.7	17.3	7.5	15.0			
66" (167.6)	Medium	72726	1515	3030	12.6	25.3	7.3	14.6	6.3	12.6			
	High**	72727	1980	3960	N/A	N/A	9.5	19.0	8.3	16.5			
72" (182.8)	Medium	72729	1660	3320	13.8	27.7	8.0	16.0	6.9	13.8			
	High**	72730	2160	4320	N/A	N/A	10.4	20.8	9.0	18.0			
84" (213.3)	Medium	72732	1930	3860	16.1	32.2	9.3	18.6	8.0	16.1			
	High	72733	2520	5040	N/A	N/A	12.1	24.2	10.5	21.0			

*Note: 66" to 84" length high wattage heat strips are not available in 120V.

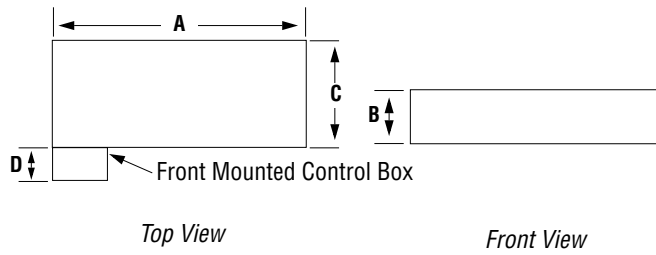
SHIPPING WEIGHTS

Length	Shipping Weights - Lbs. (Kg)								
	Single		Single with Lights		Dual		Dual with Lights		
	Onboard Control	Remote Control	Onboard Control	Remote Control	Onboard Control	Remote Control	Onboard Control	Remote Control	
18" (45.7)	6.1 (2.7)	7.1 (3.2)	9.2 (4.1)	10.2 (4.5)	14.0 (6.3)	15.0 (6.7)	14.3 (6.4)	15.3 (6.8)	
24" (60.9)	7.2 (3.2)	8.2 (3.6)	11.0 (4.9)	12.0 (5.4)	16.8 (7.5)	17.8 (8.0)	17.1 (7.7)	18.1 (8.1)	
30" (76.2)	8.3 (3.7)	9.2 (4.1)	12.9 (5.8)	13.9 (6.2)	19.8 (8.9)	20.8 (9.3)	20.2 (9.0)	21.1 (9.5)	
36" (91.4)	9.3 (4.1)	10.3 (4.6)	14.7 (6.6)	15.6 (7.0)	22.7 (10.2)	23.6 (10.6)	23.3 (10.4)	24.3 (10.9)	
42" (106.6)	10.4 (4.6)	11.4 (5.1)	16.4 (7.3)	17.4 (7.8)	25.5 (11.4)	26.4 (11.8)	26.1 (11.7)	27.1 (12.2)	
48" (121.9)	11.5 (5.1)	12.5 (5.6)	18.1 (8.1)	19.1 (8.6)	28.3 (12.7)	29.3 (13.1)	28.9 (13.0)	29.9 (13.4)	
54" (137.1)	12.7 (5.7)	13.6 (6.1)	20.0 (9.0)	21.0 (9.4)	31.3 (14.0)	32.3 (14.5)	32.3 (14.5)	33.2 (14.4)	
60" (152.4)	13.8 (6.2)	14.8 (6.6)	21.9 (9.8)	22.9 (10.3)	34.4 (15.4)	35.4 (15.9)	35.3 (15.8)	36.3 (16.3)	
66" (167.6)	15.0 (6.7)	16.0 (7.2)	23.8 (10.7)	24.7 (11.1)	37.4 (16.8)	38.4 (17.2)	38.4 (17.2)	39.3 (17.6)	
72" (182.8)	16.2 (7.2)	17.2 (7.7)	26.2 (11.7)	27.2 (12.2)	41.0 (18.4)	42.0 (18.9)	42.0 (18.9)	42.9 (19.3)	
84" (213.3)	unit only	20.2 (9.0)	22.1 (9.9)	31.9 (14.3)	33.9 (15.2)	49.4 (22.2)	51.4 (23.1)	50.7 (22.8)	52.6 (23.6)
	with skid	61.2 (27.5)	63.1 (28.4)	72.9 (32.8)	74.9 (33.7)	90.4 (40.6)	92.4 (41.5)	91.7 (41.2)	93.6 (42.1)

* 84" (213.3 cm) heat strips require a supporting skid for shipping.

CAYENNE® HEAT STRIPS: HARD WIRED

DIMENSIONS - Inches (cm)



(A) Length*	(B) Height	(C) Width			(D) Control Box Width
		Single	Single with Lights	Dual/Dual with Lights	
18" (45.7)	2.88" (7.3) All Models	6" (15.2) All Models	9.125" (23.1) All Models	15.25" (38.7) All Models	3" (7.6) All Models
24" (60.9)					
30" (76.2)					
36" (91.4)					
42" (106.6)					
48" (121.9)					
54" (137.1)					
60" (152.4)					
66" (167.6)					
72" (182.8)					
84" (213.3)					

* End mounted control box adds 2" to overall length.

Distances Between Heat Strip and Surface Below

	Wattage	Minimum Height	Maximum Height
Over Non-Combustible Surface			
Single	Medium	11" (27.9)	16" (40.6)
	High	16" (40.6)	22" (55.8)
Dual	Medium	18" (45.7)	25" (63.5)
	High	24" (60.9)	33" (83.8)
Over Combustible Surface			
Single	Medium	13" (33.0)	16" (40.6)
	High	16" (40.6)	22" (55.8)
Dual	Medium	20" (50.8)	25" (63.5)
	High	25" (63.5)	33" (83.8)

UL Mounting Clearance Requirements

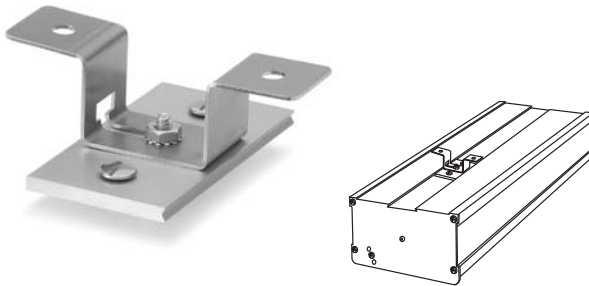
Clearance	Non-Combustible Surface	Combustible Surface
Top of strip to surface above (minimum distance)	1" (2.5 cm)	2" (5.1 cm)
Side of strip to adjacent surface (minimum distance)	1" (2.5 cm)	5" (12.7 cm)
Setback from front opening on pass thru application: maximum of 8" (20.3 cm)		

ACCESSORIES

Hard wired units are supplied with mounting tabs. Additionally, the following mounting options are available for ordering.

Center Mounting Brackets

Center Mount brackets are suggested for units over 72" (182.8 cm) in length. They may be used alone, or in combination with Top Surface Mount brackets.



Item No.	Clearance Provided by Bracket	Case Lot
44140	1" (2.5 cm) For use with combustible surface	1
44145	2" (5.1 cm) For use with non-combustible surface	1

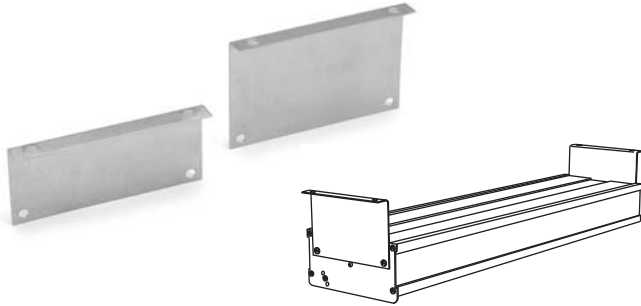
Recommended Number of Center Mount Brackets

Length	Single Element Heat Strips	Dual Element Heat Strips
18" (45.7)	2	4
24" (60.9)	3	6
30" (76.2)	3	6
36" (91.4)	3	6
42" (106.6)	4	8
48" (121.9)	4	8
54" (137.1)	4	8
60" (152.4)	5	10
66" (167.6)	5	10
72" (182.8)	5	10
84" (213.3)	6	12

CAYENNE® HARD WIRED HEAT STRIPS

Top Surface Mounting Brackets (2 per set)

Use of Top Mount brackets is a common alternative to chain mounting



Item No.	Clearance Provided by Bracket	Case Lot
44545	1" (2.5 cm) For use with combustible surface	1
44546	2" (5.1 cm) For use with non-combustible surface	1

Required Number of Top Surface Mount Brackets

Configuration	Number of Sets
Single Element Heat Strips	1 Set
Dual Element Heat Strips	2 Sets

Kool-Touch® Trim



Trim Length	Item No.	Case Lot
18" (45.7)	1789718	2
24" (60.9)	1789724	2
30" (76.2)	1789730	2
36" (91.4)	1789736	2
42" (106.6)	1789742	2
48" (121.9)	1789748	2
54" (137.1)	1789754	2
60" (152.4)	1789760	2
66" (167.6)	1789766	2
72" (182.8)	1789772	2

For lengths over 72" (182.8 cm), order trim in two pieces that equal the desired length. Some field trimming required.



Replacement Teflon® Coated Bulbs

Item No.	Unit Length	Number of Bulbs	Total Amp (120V)	Case Lot
23236	18" - 30"	2	.7	4 (no broken cases)
	36" - 48"	4	1.4	
	54" - 72"	6	2.1	
	84"	8	2.8	



Outperform every day.™

www.vollrath.com

The Vollrath Company, L.L.C.
 1236 North 18th Street
 Sheboygan, WI 53081-3201 U.S.A.
 Customer Service: 800.628.0830
 Canada Customer Service: 800.695.8560
 Main Fax: 800.752.5620 or 920.459.6573

Technical Services: 800.628.0832
 Technical Services Fax:
 920.459.5462